

SERIES PMS, PPR, PPT RESISTORS & TERMINATIONS

High Power, Thin Film, Drop-in – 10-650 Watts, DC-4 GHz

GENERAL INFORMATION

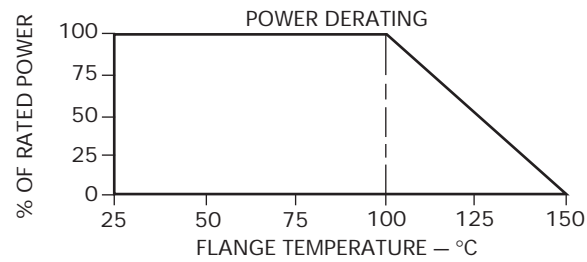
These high power devices are designed to dissipate power in R.F. circuits when mounted to an appropriate heat sink. The terminations provide a low VSWR under maximum power conditions. The resistor configurations are typically used in "Wilkinson" type power divider networks, or to terminate 3 dB stripline or microstrip hybrids.

NOTES

1. Input power ratings are based on flange temperature of 100° C maximum.
2. 50 and 100 Ohms standard. Other values from 10-500 ohms available on special order. Contact factory for details. Standard tolerance ±5%. Specify resistance value when ordering.
3. VSWR applies to termination style only.



AVERAGE POWER DERATING CURVE



GENERAL SPECIFICATIONS



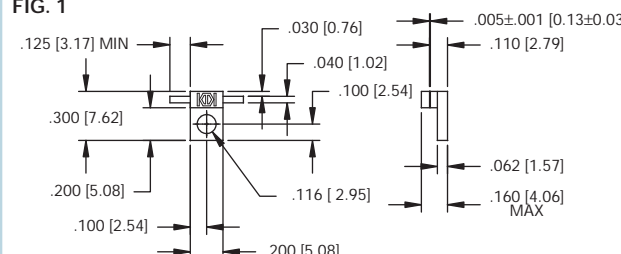


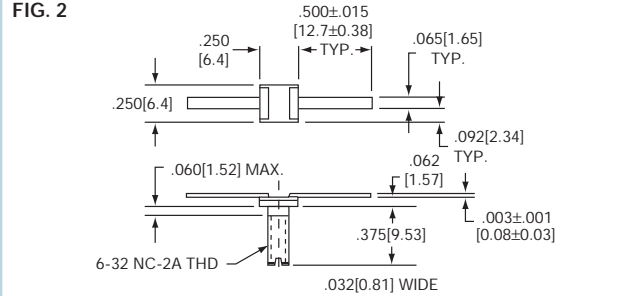
Resistive Element	Thin Film and Thick Film*
Substrate	Beryllium Oxide Ceramic
Cover	Alumina Ceramic
Mounting Flange	Copper, Nickel Plated per QQ-N-290
Tab	Beryllium Copper, Gold Plated per MIL-G-45204

* Low cost thick film models available on some sizes. Consult Factory for specifications.

PERFORMANCE SPECIFICATIONS

Model	Frequency Range	Input Power (Watts Avg.)	VSWR (Typical) (Note 3)	Capacitance (pF) (Typ.)	Figure No.
PPR & PPT 300-10-3*	DC-4.0 GHz	10	1.35:1 —DC-4.0 GHz	0.8	1
PMS-100 & PMS-200*	DC-2.0 GHz	20	1.25:1 —DC-2.0 GHz	1.2	2
PPR & PPT 515-20-3*	DC-2.0 GHz	20	1.10:1 —DC-1.0 GHz 1.25:1 —1.0-2.0 GHz	0.8	3
PPT515-30-4	DC-4.0 GHz	30	1.20:1 —DC-4 GHz	1.2	4
PPR & PPT 515-30*	DC-2.0 GHz	30	1.10:1 —DC-1.0 GHz 1.25:1 —1.0-2.0 GHz	0.8	5
PPR & PPT 800-40-3	DC-4.0 GHz	40	1.25:1 —DC-4.0 GHz	1.4	6
PPT800-100A	DC-2.0 GHz	100	1.25:1 —DC-2.0 GHz	1.4	7
PPR & PPT 870-150-3*	DC-1.0 GHz	150	1.20:1 —DC-500 MHz 1.35:1 —500-1000 MHz	3.5	8
PPR & PPT 975-250-3	DC-1.0 GHz	250	1.25:1 —DC-500 MHz 1.35:1 —500-1000 MHz	5.0	9
PPR & PPT 1250-400	DC-500 MHz	400	1.50:1 —DC-500 MHz	7.0	10
PPR & PPT 1900-800	DC-500 MHz	650	1.25:1 —DC-200 MHz 1.50:1 —200-500 MHz	10.2	11



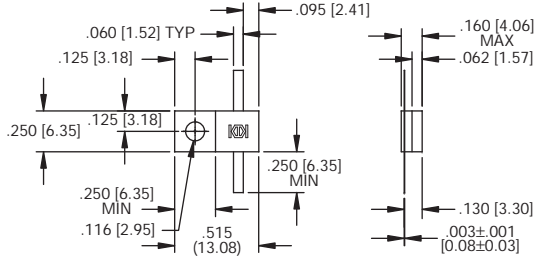

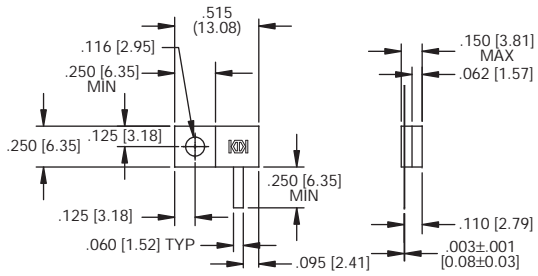


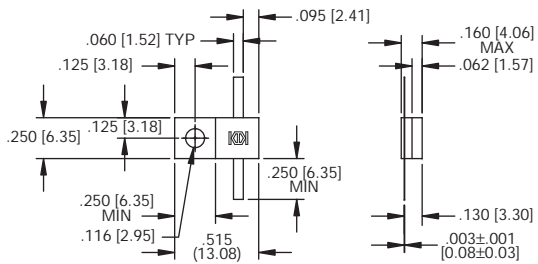


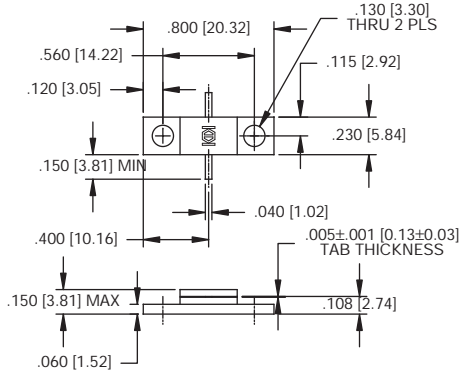
PHYSICAL DIMENSIONS

TERMINATIONS (PPT) SERIES	RESISTORS (PPR) SERIES	FIGURES
PPT 300-10-3 — 10 WATTS Flange Mounted 	PPR 300-10-3 — 10 WATTS Flange Mounted 	FIG. 1 
PMS 100 — 20 WATTS Stud Mounted 	PMS 200 — 20 WATTS Stud Mounted 	FIG. 2 

KEY: Inches [Millimeters] .XX ±.03 .XXX ±.010 [X ±0.8 .XX ±0.25]

SERIES PMS, PPR, PPT RESISTORS & TERMINATIONS


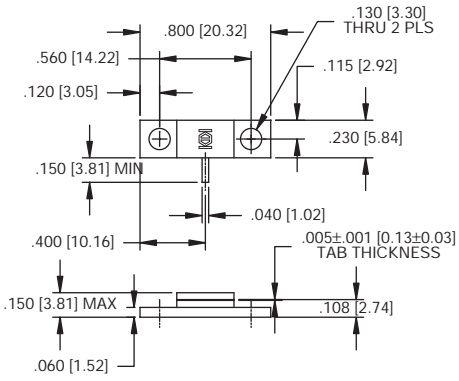


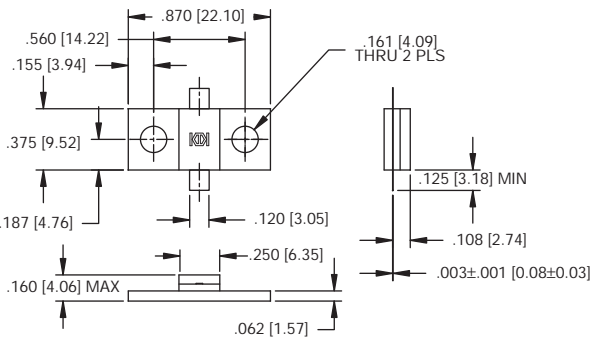


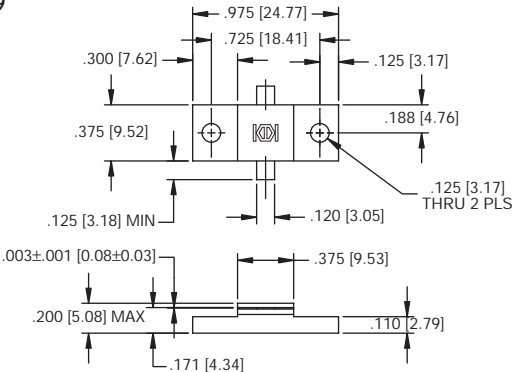


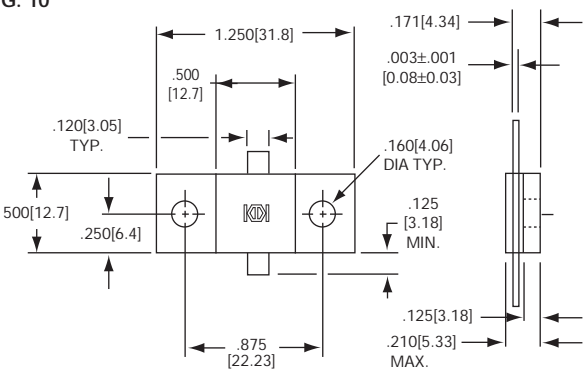
PHYSICAL DIMENSIONS

TERMINATIONS (PPT) SERIES	RESISTORS (PPR) SERIES	FIGURES
<p>PPT 515-20-3 — 20 WATTS Flange Mounted</p> 	<p>PPR 515-20-3 — 20 WATTS Flange Mounted</p> 	<p>FIG. 3</p> 
<p>PPT 515-30-4 — 30 WATTS Flange Mounted</p> 	<p><i>Offered as a Termination Only!</i></p>	<p>FIG. 4</p> 
<p>PPT 515-30 — 30 WATTS Flange Mounted</p> 	<p>PPR 515-30 — 30 WATTS Flange Mounted</p> 	<p>FIG. 5</p> 
<p>PPT 800-40-3 — 40 WATTS Flange Mounted</p> 	<p>PPR 800-40-3 — 40 WATTS Flange Mounted</p> 	<p>FIG. 6</p> 

KEY: Inches [Millimeters] .XX ±.03 .XXX ±.010 [X ±0.8 .XX ±0.25]



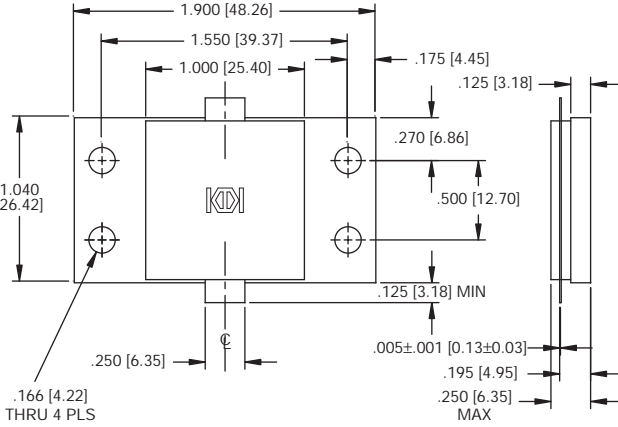
SERIES PMS, PPR, PPT RESISTORS & TERMINATIONS

PHYSICAL DIMENSIONS

TERMINATIONS (PPT) SERIES	RESISTORS (PPR) SERIES	FIGURES
<p>PPT 800-100A — 100 WATTS Flange Mounted</p> 	<p><i>Offered as a Termination Only!</i></p>	<p>FIG. 7</p> 
<p>PPT 870-150-3 — 150 WATTS Flange Mounted</p> 	<p>PPR 870-150-3 — 150 WATTS Flange Mounted</p> 	<p>FIG. 8</p> 
<p>PPT 975-250-3 — 250 WATTS Flange Mounted</p> 	<p>PPR 975-250-3 — 250 WATTS Flange Mounted</p> 	<p>FIG. 9</p> 
<p>PPT 1250-400 — 400 WATTS Flange Mounted</p> 	<p>PPR 1250-400 — 400 WATTS Flange Mounted</p> 	<p>FIG. 10</p> 

SERIES PMS, PPR, PPT RESISTORS & TERMINATIONS

PHYSICAL DIMENSIONS

TERMINATIONS (PPT) SERIES	RESISTORS (PPR) SERIES	FIGURES
<p>PPT 1900-800 — 650 WATTS Flange Mounted</p> 	<p>PPR 1900-800 — 650 WATTS Flange Mounted</p> 	<p>FIG. 11</p>  <p>1.900 [48.26] 1.550 [39.37] 1.000 [25.40] 1.040 [26.42] .175 [4.45] .125 [3.18] .270 [6.86] .500 [12.70] .125 [3.18] MIN .005±.001 [0.13±0.03] .195 [4.95] .250 [6.35] MAX .250 [6.35] .166 [4.22] THRU 4 PLS</p>

KEY: Inches [Millimeters] .XX ±.03 .XXX ±.010 [X ±0.8 .XX ±0.25]